

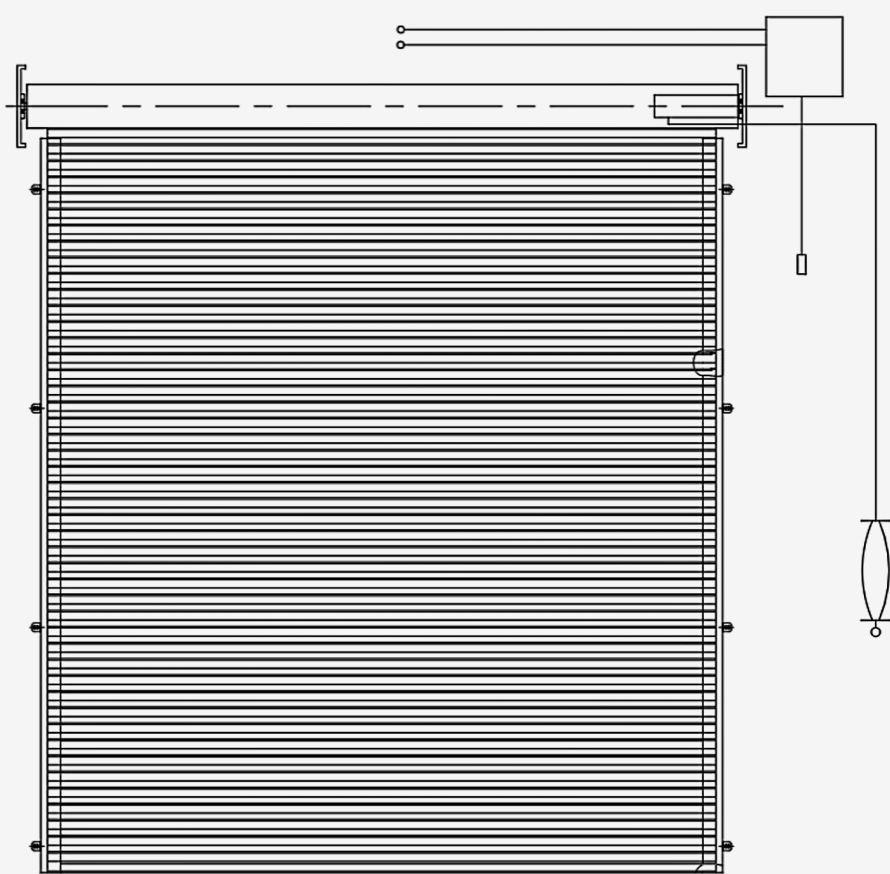


# Steel Fire Rated Roller Shutter Door

CAD Drawing ✓ Demand Customization ✓ Large Quantity Discount ✓



## STRUCTURE DIAGRAM



## FIRE RATED MOTOR



The fireproof rolling door is equipped with special fireproof motor and controller, which has the characteristics of high temperature resistance and strong continuous operation ability.

In the event of fire, the motor can continue to run in the high temperature environment to ensure that the rolling door automatically falls according to the preset program, effectively blocking the spread of fire.

The controller supports manual, automatic and linkage multiple control modes, compatible with fire linkage system, realizing rapid response in case of fire.

The whole system is in line with GB 14102-2020 China Fire Rolling Door Standard, which guarantees the safe and reliable operation of the building fire protection.




## SLATS

### Outside Material:


Double layer stainless steel(0.8mm)

### Inside Material:

Aluminum silicate wool is filled in the middle



## TRACK



The steel fire shutter door is equipped with a special track system, with sealing rubber strips and reset wheels on both sides of the track, which enhances the performance of the door body and at the same time enhances the safety and stability of operation.

**Sealing rubber:** close to the curtain sheet, effectively reduce the running noise, enhance the airtightness of the roller shutter door, prevent the spread of smoke and heat, and fight for more safety time in case of fire.

**Reset wheel:** used to guide and fix the trajectory of the curtain sheet, prevent the curtain sheet from derailment or shaking, improve the smoothness of operation, and extend the service life of the door body.



## SAFTY DEVICE

The steel fire shutter door can be equipped with fuses, smoke detectors and temperature sensors to build multiple fire sensing mechanisms and realize intelligent linkage and efficient response.

**Release Device:** Installed in the door body or guide rail, when the ambient temperature reaches the set value (such as 70 ° C), the fuse is automatically disconnected, the rolling shutter door in the state of no electricity automatically fall, to ensure that the power outage is still effective in isolating the fire.

**Smoke Sensor:** Once smoke is sensed, it immediately triggers an alarm and links the roller shutter door down, suitable for early fire warning.

**Temperature Detector:** real-time monitoring of the ambient temperature, exceeding the set threshold automatically send out a signal, the control system to implement the drop command, in time to block the fire source.



Smoke Sensor



Temperature Detector



Release Device(temperature)