

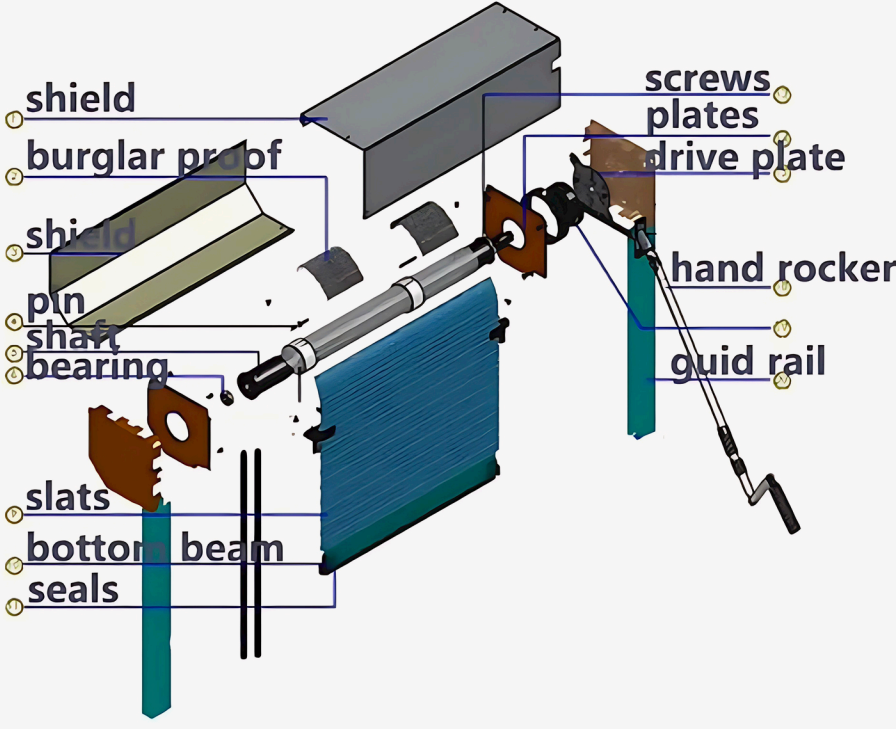


# Aluminum Roller Shutter Window

CAD Drawing ✓ Demand Customization ✓ Large Quantity Discount ✓



## STRUCTURE DIAGRAM



## MOTOR



- Chinese top brand tubular motor
- Can be opened manually when power failure

We use "Anlin brand" tubular motors, which can be used to open the door manually during a power outage, providing double protection.



## BUTTON AND REMOTE

Dual control with button and remote, easy to operate.  
Easy to operate and adapt to different usage scenarios.  
Easy to control both near and far.



Wireless Wall Switch  
Beautiful and easy to install



## MANUAL



Equipped with manual crank handle system.  
No electricity required, easy to operate and install.  
Ideal for power-free environments or emergency use, ensuring reliable control at all times.  
Specialized device for manual roller shutters.




## SLATS


- Slat material: Aluminum alloy

**Standard slats:** unfilled with PU foam, lightweight structure, lower cost, suitable for places with low requirements for thermal insulation.  
**Sandwich slats:** filled with PU foam, with stronger sound and thermal insulation properties, suitable for applications with higher requirements for environmental control.

There are other more styles available.



## RAILS



Made of high-strength aluminum alloy.  
Durable, corrosion-resistant, and deformation-proof.  
Ensures smooth, quiet operation and extends product lifespan.



## HOOD COVER BOX

The housing is made of integrated aluminum alloy.  
Sleek, corrosion-resistant, and protects the roller and slats effectively.  
Extends product lifespan and enhances aesthetic appeal, suitable for both indoor and outdoor installations.



## COLOR CUSTOMIZED

- ✓ Ral Code Color
- ✓ Color Splicing
- ✓ Wood Grain

